



SERIE SP

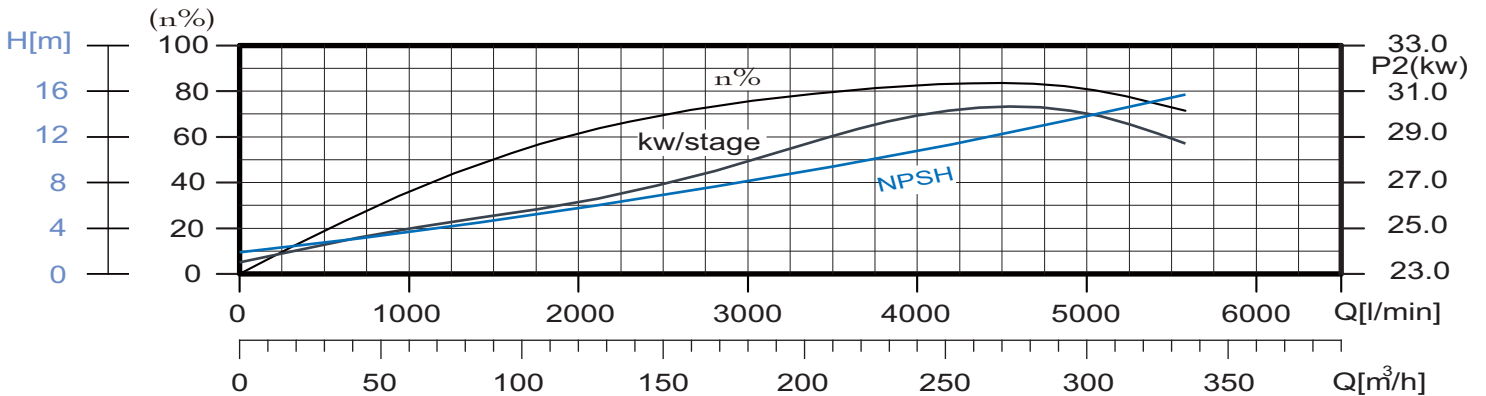

1100 GPM

ACERO INOX

RANGO : 800 - 1300 GPM

DESCARGA: 6" NPT

DIÁMETRO NOMINAL 10"

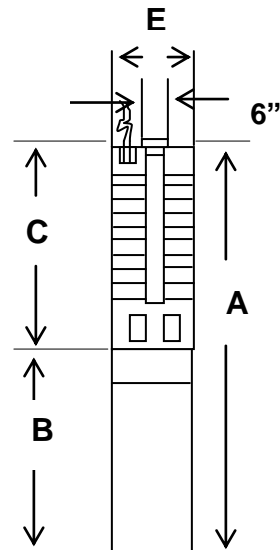




GEOBOMBAS
TECNOLOGÍA PARA FLUIDOS



SERIE SP	1100 GPM	ACERO INOX
-----------------	-----------------	-------------------



Discharge: 6" NPT

MODEL	HP	DIMENSIONS IN INCHES		MAX. WINDTH (E)	APROX.MT. (LBS)
		A	B		
SP215-1A	30	66.1	35.7	9.3	264
SP215-1	40	71.2	40.8	9.3	297
SP215-2AA	60	101.1	63.8	9.3	463
SP215-2A*	75	84.7	47.4	9.3	573
SP215-2*	100	92.2	54.9	9.3	643
SP215-3AA*	100	99.1	54.9	9.3	665
SP215-3A*	125	113.0	68.8	9.3	864
SP215-3*	125	113.0	68.8	9.3	864
SP215-4AA*	150	129.0	77.8	9.3	981
SP215-4A*	150	129.0	77.8	9.3	981
SP215-4*	150	129.0	77.8	9.3	981

* Motor Size 8"

COMPONENT	MATERIAL OF CONSTRUCTIONS
Valve Housing	304 Stainless Steel
Check Valve	304 Stainless Steel
Diffuser Chamber	304 Stainless Steel
Split Cone Nut	304 Stainless Steel
Split Cone	304 Stainless Steel
Impeller	304 Stainless Steel
Suction Interconnector	304 Stainless Steel
Inlet Screen	304 Stainless Steel
Straps	304 Stainless Steel
Cable Guard	304 Stainless Steel
Coupling	304 Stainless Steel
Coupling Key	302/304 Stainless Steel
Pump Shaft	431 Stainless Steel
Intermediate Bearings	NBR
Impeller Seal Ring	NBR/+SUS 304
Top Bearing	NBR/304 Stainless Steel
Upthrust Disc	Carbon/Graphite PTFE
O-Ring	NBR
Valve Seat	NBR
Lower Valve Seat Retainer	304 Stainless Steel
Upper Valve Seat Retainer	304 Stainless Steel
Valve Guide	304 Stainless Steel
Valve Cup Spring	304 Stainless Steel

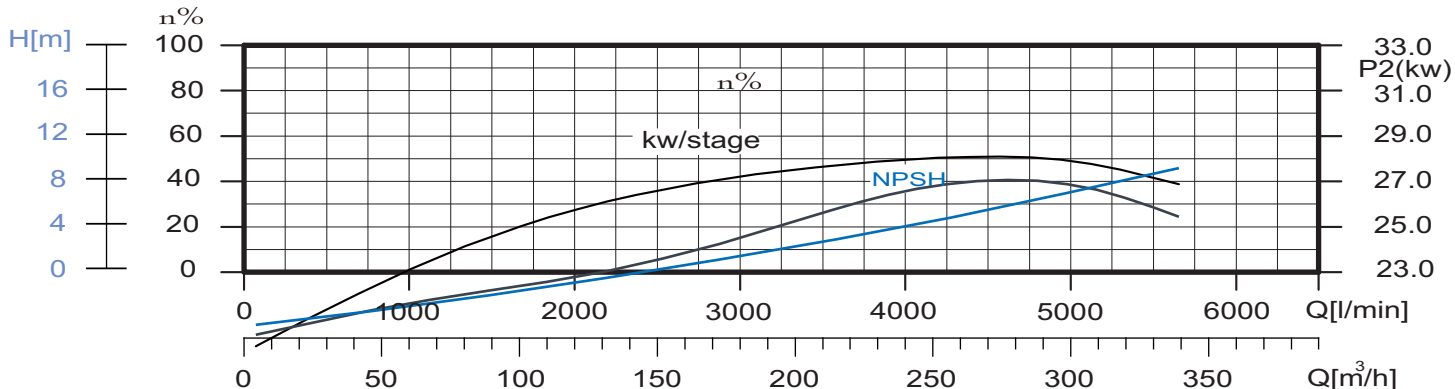
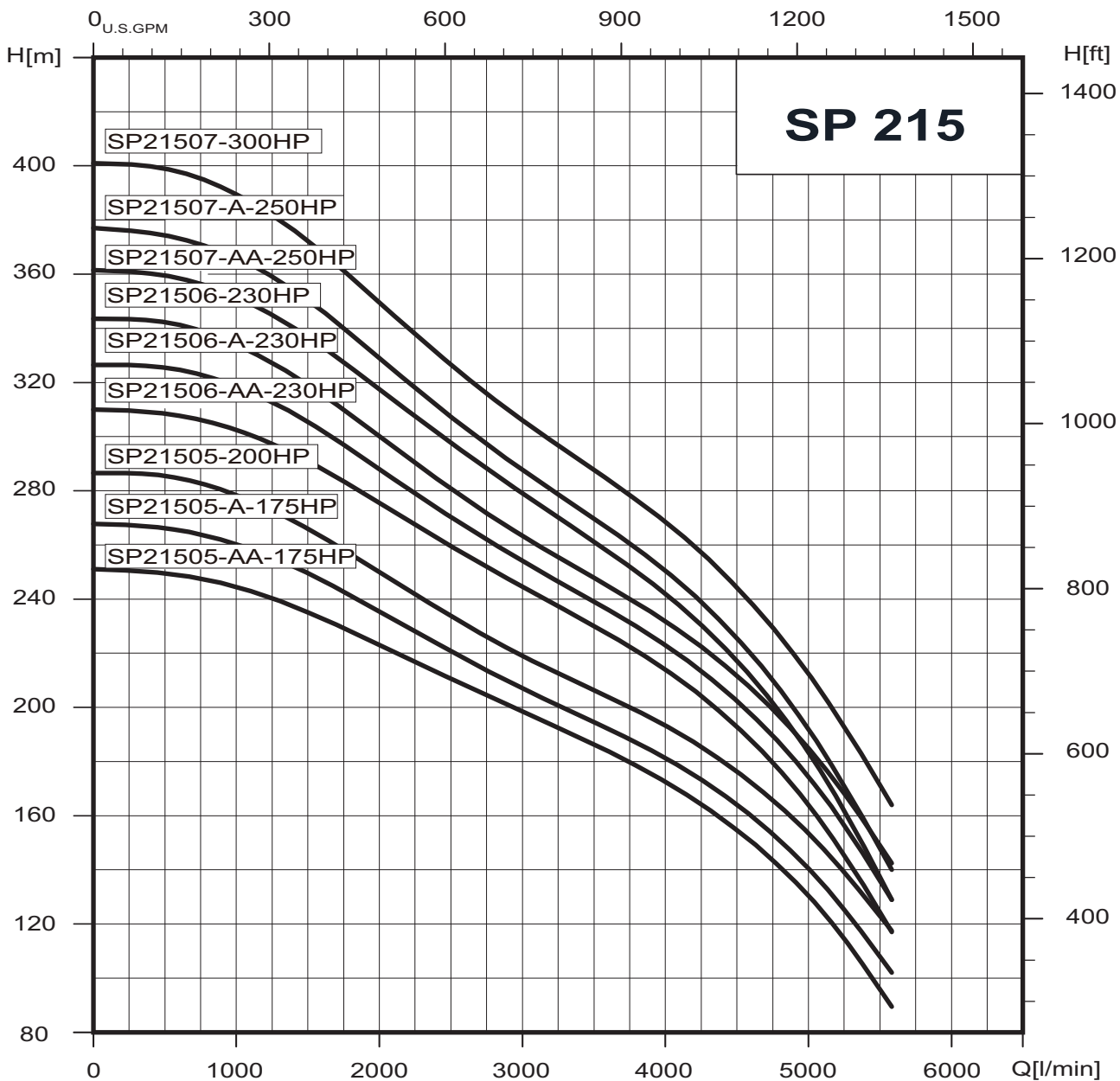


SERIE SP	1100 GPM	ACERO INOX
-----------------	-----------------	-------------------

RANGO : 800 - 1300 GPM

DESCARGA: 6" NPT

DIÁMETRO NOMINAL 10"

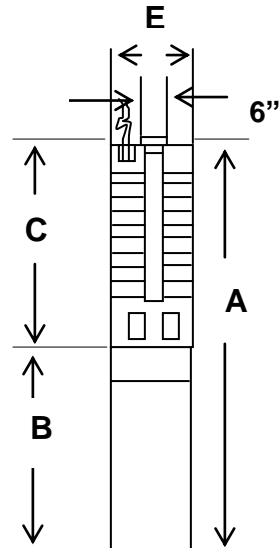




GEOBOMBAS
TECNOLOGÍA PARA FLUIDOS



SERIE SP	1100 GPM	ACERO INOX
-----------------	-----------------	-------------------



Discharge: 6" NPT

MODEL	HP	DIMENSIONS IN INCHES		MAX. WINDTH (E)	APROX.MT. (LBS)
		A	B		
SP215-5AA*	175	143.9	85.8	10.3	1119
SP215-5A*	175	143.9	85.8	10.3	1119
SP215-5*	200	152.9	94.8	10.3	1231
SP215-6AA**	230	140.6	75.6	10.3	1214
SP215-6A**	230	140.6	75.6	10.3	1214
SP215-6**	230	140.6	75.6	10.3	1214
SP215-7AA**	250	155.6	75.6	10.3	1883
SP215-7A**	250	155.6	75.6	10.3	1883
SP215-7***	300	154.5	74.5	11.3	1883

* Motor Size, 8" ** Motor Size 10", *** Motor Size 12"

COMPONENT	MATERIAL OF CONSTRUCTIONS
Valve Housing	304 Stainless Steel
Check Valve	304 Stainless Steel
Diffuser Chamber	304 Stainless Steel
Split Cone Nut	304 Stainless Steel
Split Cone	304 Stainless Steel
Impeller	304 Stainless Steel
Suction Interconnector	304 Stainless Steel
Inlet Screen	304 Stainless Steel
Straps	304 Stainless Steel
Cable Guard	304 Stainless Steel
Coupling	304 Stainless Steel
Coupling Key	302/304 Stainless Steel
Pump Shaft	431 Stainless Steel
Intermediate Bearings	NBR
Impeller Seal Ring	NBR/+SUS 304
Top Bearing	NBR/304 Stainless Steel
Upthrust Disc	Carbon/Graphite PTFE
O-Ring	NBR
Valve Seat	NBR
Lower Valve Seat Retainer	304 Stainless Steel
Upper Valve Seat Retainer	304 Stainless Steel
Valve Guide	304 Stainless Steel
Valve Cup Spring	304 Stainless Steel